



1. We are using a volunteer-based website for booking: [vlunteersignup.org](https://volunteersignup.org)
2. We can provide up to two virtual visits for each resident per week, please coordinate within your families.
3. After the booking has been submitted, you will receive a confirmation email from [vlunteersignup.org](https://volunteersignup.org). This confirmation message may go to your junk mail box. We may cancel or postpone your booking due to unavoidable reasons. If that's the case, we will send out a special e-mail to inform you.
4. We are especially busy during this challenging time, please turn on the zoom app. on your device [few mins](#) before your booking time, and tap on the [join meeting](#) and type our Zoom ID [703 721 7898](#), [Passcode 780 429 0888](#) wait for us to accept you to the conference room.
5. Remember turn on your audio

Here is your link for booking:

3rd floor resident: <https://volunteersignup.org/FHHDL>

2nd floor resident: <https://volunteersignup.org/FRLMR>



Step by step to show you how to book the appointment and how to use Zoom:

When you click the link, you will see the following page:

rg/4YQYB

phrases - *All The B... Introduction to Line... Bookmarks

VolunteerSignup
Helping should be easy
...used by over 100,000 groups and organizations

Create your own signup sheet

Edmonton Chinatown Care Centre signup sheet

Please sign up for 1 section only!
Please state your name in the first name column and the person you want to video chat in the last name column.

To sign up, select a row below >

Show volunteers Show classic view

| What and when | Open | Sign up |
|---|------|---------|
| Video Chat Monday Apr.6 9:30-9:45 Y... (name) | FULL | ⊘ |
| Video Chat Monday Apr.6 9:45-10:00 | 1 | ⊘ |
| Video Chat Monday Apr.6 10:00-10:15 Y... (name) | FULL | ⊘ |
| Video Chat Monday Apr.6 10:15-10:30 | 1 | > |
| Video Chat Monday Apr.6 10:30-10:45 | 1 | > |
| Video Chat Monday Apr.6 10:45-11:00 Y... (name) | FULL | ⊘ |
| Video Chat Monday Apr.6 13:30-13:45 Y... (name) | FULL | ⊘ |
| Video Chat Monday Apr.6 13:45-14:00 | 1 | > |
| Video Chat Monday Apr.6 14:00-14:15 | 1 | > |
| Video Chat Monday Apr.6 14:15-14:30 | 1 | > |

4YQYB/3850324

phrases - *All The B... Introduction to Line... Bookmarks

VolunteerSignup
Helping should be easy
...used by over 100,000 groups and organizations

Create your own signup sheet

Video Chat

Edmonton Chinatown Care Centre
Monday Apr.6 9:45-10:00

Please see below to volunteer.


First name

Last name

Email

Phone

What kind of fruit is shown below?



By clicking the button below, you agree to our [Terms and Conditions of Use](#).

Agree and sign up

A shortened version of your name (e.g., John S.) will show up on the public signup sheet. Your full details are private. VolunteerSignup.org is [ad-free and spam-free](#).

[Back to signup sheet](#)

© 2011 to 2020, VolunteerSignup.org | [Help](#) | [FAQ](#) | [About](#) | [Terms and Conditions](#) | [Privacy Policy](#)

Please choose a time slot, and click the green button.

The symbol means this time slot is not available.

Please state your Zoom's account name in the first name column.

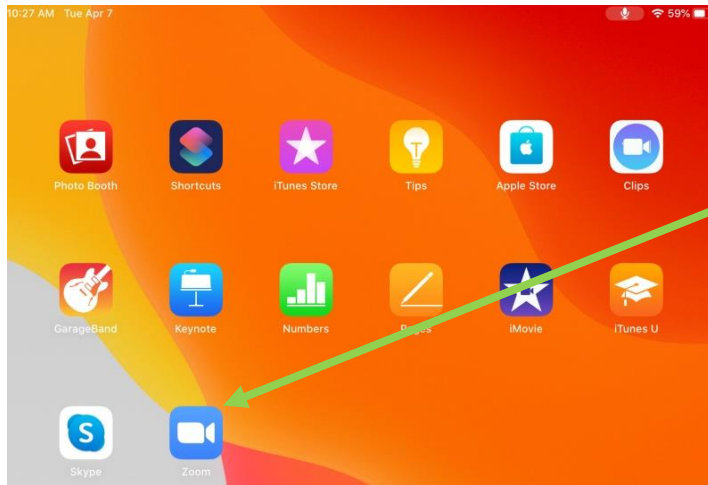
Please state the name of the person you want to video chat with in the last name column.

After you have completed the form, please submit it by clicking the green button.



Zoom

You can download Zoom in the app store.



After you download the Zoom app, you will see its icon on your screen.



If you are new to Zoom, click this button to sign up.

If you already have a Zoom account, click this button to sign in.

Sign up procedure:



Cancel Sign Up Sign Up

Email Address

First Name

Last Name

I agree to the [Terms of Service](#)

If you click the “Sign Up” button, you will be directed to this page.

Cancel Sign Up Sign Up

anna.huang888@gmail.com

Anna

Huang

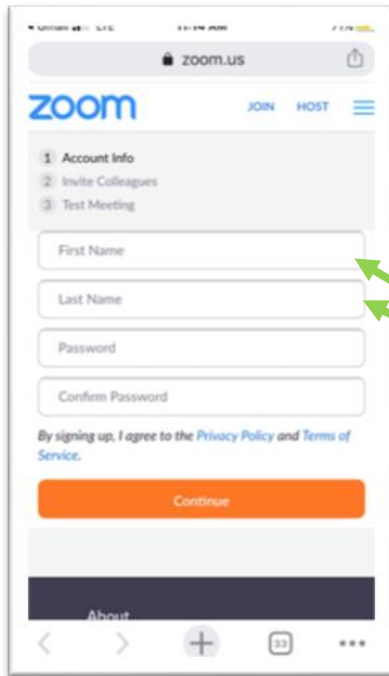
I agree to the [Terms of Service](#)

We have sent a confirmation email to anna.huang888@gmail.com. Please click the confirmation link to activate and start using your Zoom service.

Resend Email OK

After you finished the sign up page, you will see this screen.

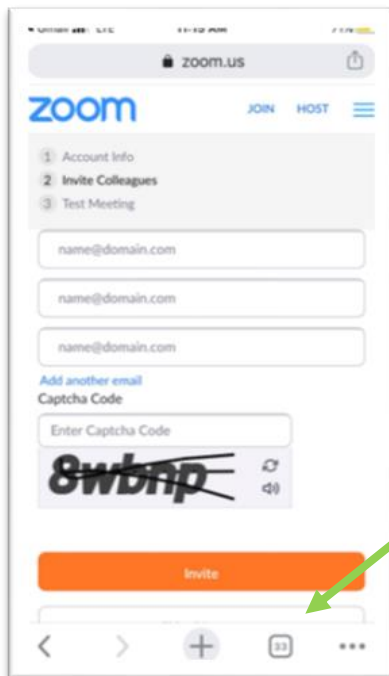
You need to go to your mailbox to activate your Zoom account.



The image shows the Zoom mobile app registration screen. At the top, there's a status bar with signal strength, time (11:52 AM), and battery (77%). Below that is the Zoom.US logo and a home icon. The main content area has the Zoom logo and 'JOIN HOST' options. A list of steps is shown: 1 Account Info, 2 Invite Colleagues, and 3 Test Meeting. The 'Account Info' section includes input fields for 'First Name', 'Last Name', 'Password', and 'Confirm Password'. Below these is a checkbox for 'By signing up, I agree to the Privacy Policy and Terms of Service.' and an orange 'Continue' button. At the bottom, there's an 'About' link and a navigation bar with back, forward, add, and more icons.

After you click the link to activate your Zoom account, you will be directed to this page.

These two columns together will become the name of your Zoom account. Please state it on the first name column of the virtual visit booking.

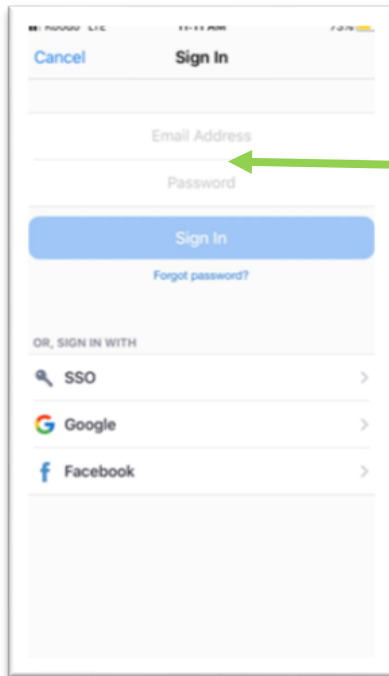


The image shows the Zoom mobile app 'Invite Colleagues' screen. It features the same Zoom.US header and navigation as the previous screen. The steps list is: 1 Account Info, 2 Invite Colleagues, and 3 Test Meeting. The 'Invite Colleagues' section has three input fields for email addresses, each containing 'name@domain.com'. Below these is a link for 'Add another email', a 'Captcha Code' section with an 'Enter Captcha Code' field and a '8wbnp' captcha image, and an orange 'Invite' button. The bottom navigation bar is identical to the previous screen.

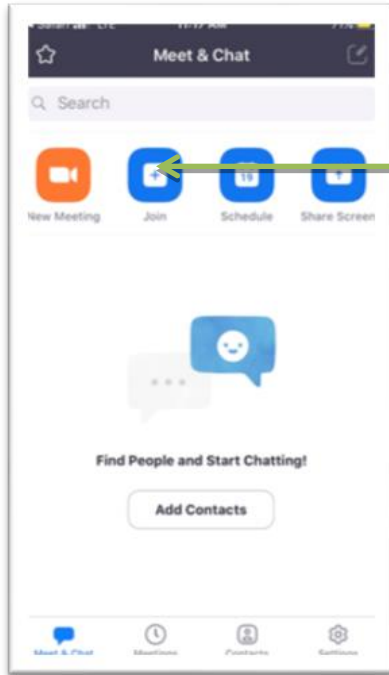
You can just click the bottom button to skip this step.



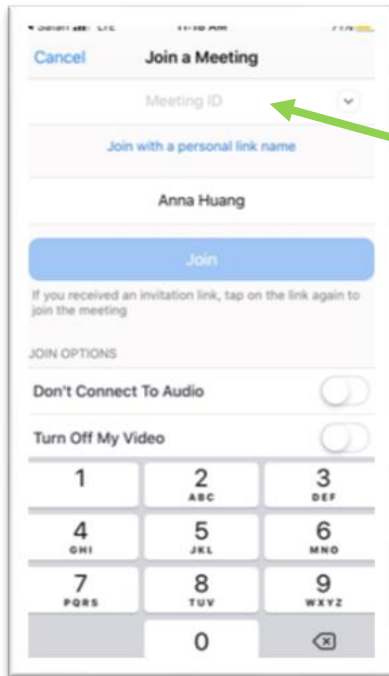
Now the account has
been set up.
Click "Sign In".



Put in your sign in
information.



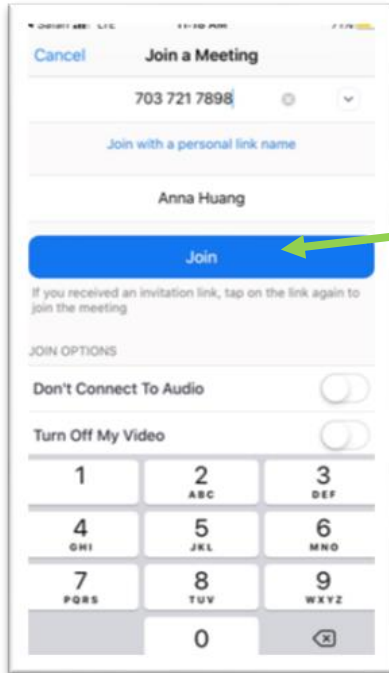
Click the "Join" button.



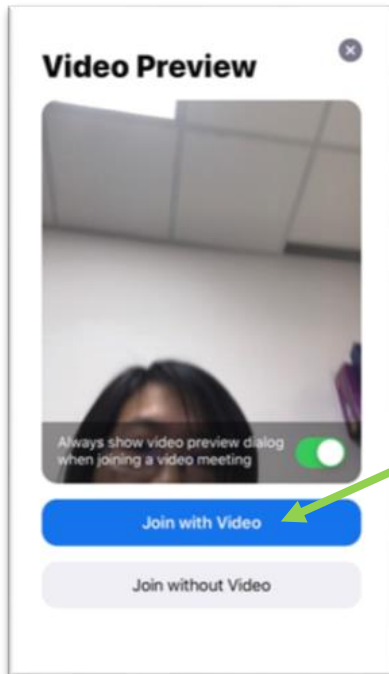
"703-721-7898" is our Zoom ID. Please put it here.



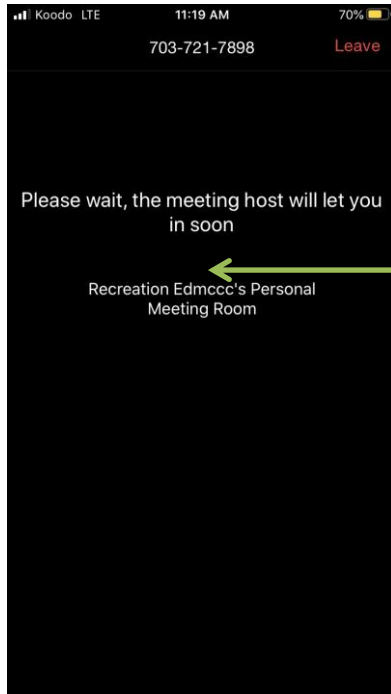
CHINATOWN MULTI-LEVEL
CARE FOUNDATION



Click the "Join"
button.

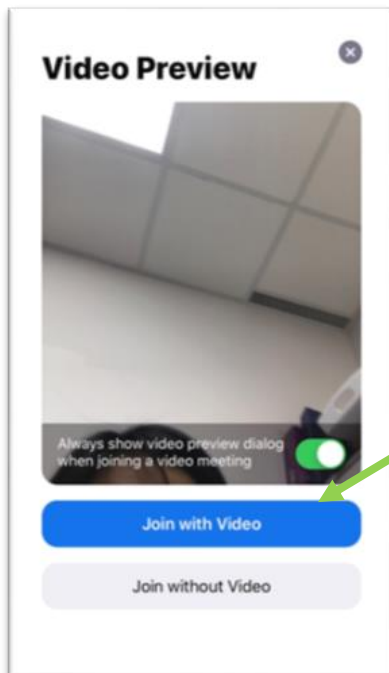


Click the "Join with
Video" button.




When you reach this page, it means you are on the right track.

So take a rest, and wait for us to accept your request. Please be patient!



After you have been accepted, you will see this page.

Click "Join with Video".



Click "Join Audio",
and let's talk.

